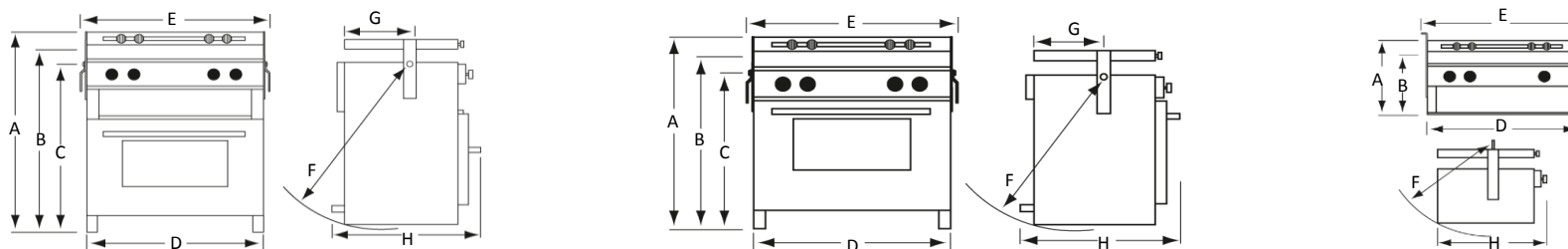


GAS Cookers




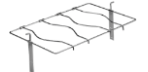
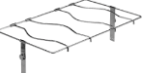


	Neptune 5000	Neptune 5000	Pacific 5000	Pacific 5000	Neptune 5000	Neptune 4500	Pacific 4500	Neptune 4500	Gulf 4500
Model	3-burner/oven/grill 60102	2-burner/oven/grill 60103	3-p/oven 60104	2-burner/oven 60105	2-burner/grill 60106	2-burner/oven/grill 60108	2-burner/oven 60109	2-burner/grill 60110	2-burner 60111
Hob burners heat input	2x 2 kW & 1x 1 Kw	1x 2 kW & 1x 3 Kw	2x 2 kW & 1x 1 Kw	1x 2 kW & 1x 3 Kw	2x 2 kW & 1x 1 Kw	1x 2 kW & 1x 3 Kw	1x 2 kW & 1x 3 Kw	1x 2 kW & 1x 3 Kw	1x 2 kW & 1x 3 Kw
Heat input oven	1.4 kW	1.4 kW	1.4 kW	1.4 kW		1.3 kW	1.3 kW		
Heat input oven	1.4 kW	1.4 kW			1.4 kW	1.72 kW		1.72 kW	
Dimensions oven (WxDxH)	40x26,5x24cm	40x26,5x24cm	40x26,5x24cm	40x26,5x24cm		36x25x22cm	36x25x22cm		
Weight	24 kg		19 kg	19 kg	8 kg	18,5 kg	14,7 kg	5,8 kg	2,8 kg
Included equipment									
Gimbals & clamps	v	v	v	v	v				
Oven shelf with adjustable height	v	v	v	v		v	v		
Teflon tray for oven baking			v	v			v		
Grill pan	v	v			v	v		v	

The full range of the 5000 series and the Neptune 4500/60108 are standard equipped with spark ignition.



A Height from base to fiddle rail	615 mm	615 mm	490 mm	490 mm	270 mm	544 mm	475 mm	220 mm	
B Height from base to pan support	570 mm	570 mm	445 mm	445 mm	214 mm	501 mm	421 mm	167 mm	
C Height from base to gimbal bracket	550 mm	550 mm	425 mm	425 mm	310 mm	475 mm	395 mm	260 mm	90 mm
D Cooker width (no gimbals)	500 mm	500 mm	500 mm	500 mm	500 mm	450 mm	450 mm	450 mm	
E Cooker width, with gimbals	535 mm	535 mm	535 mm	535 mm	535 mm	485 mm	485 mm	485 mm	450 mm
F Gimbaling arc	575 mm	575 mm	460 mm	460 mm	330 mm	510 mm	440 mm	310 mm	485 mm
G Distance from cooker back to gimbal fixture	197 mm	197 mm	197 mm	197 mm	197 mm	180 mm	180 mm		
H Cooker depth (front to back)	455 mm	455 mm	455 mm	455 mm	410 mm	410 mm	410 mm	370 mm	370 mm
Minimum space required, when heeling at 30 degr.	585 x 430 mm	585 x 430 mm	470 x 375 mm	470 x 375 mm	340 x 260 mm	520 x 410 mm	320 x 285 mm	320 x 285 mm	

OPTIONS

	10656	Gimballed rail & pan clamps. Double fixing plates for 4500 series		17474	Gimballed rail & pan clamps, for 4500 models without oven
	17464	Gimballed rail & pan clamps. Single fixing plates for 4500 series		28647	Set of gimbals
				26856	Set panklemmen
				37916	Gimbal lock