


SCHMITT & ONGARO

MARINE PRODUCTS

CATALOG



Welcome to Schmitt and Ongaro Marine Products

Over 50 years ago, Schmitt launched the first stainless steel steering wheel at the 1962 New York City Boat Show. Years of quality and integrity have placed Schmitt at the forefront of marine product manufacturers. In 2008, Schmitt acquired Ongaro Marine, a leader in stainless steel horns, windshield wiper systems, and other marine accessories. Today, unified, Schmitt & Ongaro Marine Products continues to provide the highest quality marine products to boat builders all around the world. Even after more than half a century, our guiding principle remains the same: **to develop and manufacture innovative products with superior quality, to make boating and fishing more enjoyable for everyone.**

Our Customer Service

Our company was founded on strong customer service principles and traditions. We maintain these traditions, providing our customers with the most innovative, highest quality marine products available today. Our dedication to our customers is demonstrated in the quality of our products, warranties, and experienced employees.

Dedication to Quality

Schmitt & Ongaro's attention to detail is second to none, and we design, develop, and test each of our products right here in the United States. We conform to strict standards of quality control—from the original raw material procurement until final packaging. Each product is thoroughly tested for strength, durability and dependability in the design and development stage. In addition, all products are sample tested in production runs.

Schmitt & Ongaro products are approved by the National Marine Manufacturers Association and the International Marine Certification Institute. Our products also carry the CE approval.

Warranty

Schmitt & Ongaro backs its products with some of the strongest warranties in the industry. We even offer a lifetime warranty on our stainless steering wheels to the original owner against any defects in material or workmanship. We also guarantee the mechanical integrity and finish of the stainless steering wheels for the life of the product. Please visit our website www.schmittongaromarine.com for our full warranty.

NEW & COMING SOON

Wiper Control System
w/Switch (Pg 14)



New Torcello 05 Series Wheel
(Pg 8)



NEW Burano Wheel
(Coming Soon)



OUR PRODUCTS

STAINLESS STEEL WHEELS 2

Vision	2
Evolution	2
Evo/Evo Pro	3
Destroyer	4
Sport	5
Orion	5

SAILBOAT & YACHT WHEELS 6

Sailboat.....	6
Yacht.....	6
Center Nuts and Center Caps	7

POLY PRO WHEELS 7

Delta and Huron.....	7
----------------------	---

POLYURETHANE WHEELS by Stella™ 8

Torcello	8
Folletto.....	10
Fantasy.....	10
Stella Wheel Accessories.....	11

TRUMPET HORNS 12

All Stainless and Standard	12
----------------------------------	----

MINI HORNS 13

All Stainless and Standard	13
----------------------------------	----

WINDSHIELD WIPER MOTORS, BLADES & ARMS 14

Motors, Controller, Washer Tank.....	14
Blades & Arms, Wiper Switch.....	15

ACCESSORIES 16

Control Arms and Knobs	16
Bezels	17
Drink Holders, Stainless Steel.....	17
Grab Rails.....	17
Stainless Steel Care	17



STAINLESS STEEL WHEELS

Vision

Models 714, 716

Vision is the industry standard saltwater cast wheel • Stainless steel construction with stainless steel 316 castings • Available with or without control knob • Lifetime corrosion warranty. Center Nut sold separately (refer to page 7).



Vision FX • w/Finger Grips and Control Knob w/ Flange Bearings • Cast 316 Stainless Center Spoke • 3/4" Tapered Shaft

- 13.5" Diameter - P/N 7141321FGK
- 15.5" Diameter - P/N 7141521FGK

No Control Knob

- 13.5" Diameter - P/N 7141321FG
- 15.5" Diameter - P/N 7141521FG

Vision Elite • w/Finger Grips and S.S. Control Knob w/Glass Ball Bearings • Cast 316 Stainless Center Spoke • 3/4" Tapered Shaft

- 13.5" Diameter - P/N 7161321FGK
- 15.5" Diameter - P/N 7161521FGK



Evolution

Model 720

Center Nut sold separately (refer to page 7).



Evolution • w/Finger Grips and Standard Control Knob w/Flange Bearings • Cast 316L Stainless Steel Spoke

- 3/4" Tapered Shaft
- 13.5" Diameter - P/N 7201321FGK
- 15.5" Diameter - P/N 7201521FGK

No Control Knob

- 13.5" Diameter - P/N 7201321FG
- 15.5" Diameter - P/N 7201521FG

Evo/Evo Pro

Models 722, 723, 724, 725

Center Nut sold separately (refer to page 7).



EVO • w/Finger Grips and EVO Control Knob w/Glass Ball Bearings • Cast 316 Stainless Center Spoke

- 3/4" Tapered Shaft
- 13.5" Diameter - P/N 7221321FGK
- 15.5" Diameter - P/N 7221521FGK

No Control Knob

- 13.5" Diameter - P/N 7221321FG
- 15.5" Diameter - P/N 7221521FG

EVO • w/Finger Grips and Black Control Knob w/Glass Ball Bearings • Cast 316 Stainless Center Spoke • 3/4" Tapered Shaft • Black Center Cap

- 13.5" Diameter - P/N 7231321FGK
- 15.5" Diameter - P/N 7231521FGK

No Control Knob

- 13.5" Diameter - P/N 7231321FG
- 15.5" Diameter - P/N 7231521FG



EVO PRO • w/Polyurethane Grips and Black Control Knob w/Glass Ball Bearings • Cast 316 Stainless Center Spoke

- 3/4" Tapered Shaft • Black Center Cap
- 13.5" Diameter - P/N 7241321FGK
- 15.5" Diameter - P/N 7241521FGK

No Control Knob

- 13.5" Diameter - P/N 7241321FG
- 15.5" Diameter - P/N 7241521FG

EVO PRO • w/Polyurethane Grips and S.S. Control Knob w/Glass Ball Bearings • Cast 316 Stainless Center Spoke

- 3/4" Tapered Shaft
- 13.5" Diameter - P/N 7251321FGK
- 15.5" Diameter - P/N 7251521FGK



Destroyer

Models 170, 150



- DESTROYER** • 5 Spoke • Standard Polished Rim
 • 3/4" Tapered Shaft, includes Black Center Cap
 • 13.5" Diameter • 3/8" Spoke • 22° Dish - P/N 1721321
 • 15.5" Diameter • 3/8" Spoke • 10° Dish - P/N 1721511
 • 15.5" Diameter • 3/8" Spoke • 22° Dish - P/N 1721521

- FINGER GRIP DESTROYER** • 5 Spoke w/Finger Grips and Control Knob • 3/4" Tapered Shaft, includes S.S. Center Cap
 • 13.5" Diameter • 1/2" Spoke • 22° Dish - P/N 1731321FGK
 • 15.5" Diameter • 1/2" Spoke • 22° Dish - P/N 1731521FGK
 No Control Knob, includes Black Center Cap
 • 13.5" Diameter • 1/2" Spoke • 22° Dish - P/N 1731321FG
 • 15.5" Diameter • 1/2" Spoke • 10° Dish - P/N 1731521FG



- POLYURETHANE DESTROYER** • 5 Spoke w/Polyurethane Finger Grips • 3/4" Tapered Shaft, includes Black Center Cap
 • 14" Diameter • 1/2" Spoke • 22° Dish - P/N 1731421P2
 • 16" Diameter • 1/2" Spoke • 22° Dish - P/N 1731621P2

- DESTROYER** • 6 Spoke, Standard Polished Rim • 3/4" Tapered Shaft, includes Black Center Cap
 • 11" Diameter • 3/8" Spoke • 10° Dish - P/N 1521111
 • 11" Diameter • 1/2" Spoke • 10° Dish w/Knob - P/N 1531111K-H
 • 15.5" Diameter • 3/8" Spoke • 10° Dish - P/N 1521611
 • 15.5" Diameter • 3/8" Spoke • 22° Dish - P/N 1521621
 • 17" Diameter • 3/8" Spoke • 22° Dish - P/N 1521721
 • 18" Diameter • 3/8" Spoke • 10° Dish - P/N 1521811
 • 20" Diameter • 3/8" Spoke • 10° Dish - P/N 1522011
 • 22" Diameter • 3/8" Spoke • 10° Dish - P/N 1522211
 • 24" Diameter • 3/8" Spoke • 10° Dish - P/N 1522411
 • 28" Diameter • 1/2" Spoke • 10° Dish - P/N 1532811
 • 30" Diameter • 1/2" Spoke • 10° Dish - P/N 1533011



Sport

Models 310, 410, 420



- HEAVY DUTY SPORT** • w/Control Knob • Heavy Duty Flat Spoke • Standard Polished Rim • 3/4" Tapered Shaft, includes S.S. Center Cap
 • 18" Diameter • 3/16" Spoke • 10° Dish - P/N 3171811K
 No Control Knob, includes Black Center Cap
 • 18" Diameter • 3/16" Spoke • 10° Dish - P/N 3171811
 • 18" Diameter • 3/16" Spoke • 22° Dish - P/N 3171821

- SPORT** • w/Finger Grips and Control Knob • 3/4" Tapered Shaft, includes S.S. Center Cap
 • 13.5" Diameter • 1/8" Spoke • 22° Dish P/N 4161321FGK
 • 15.5" Diameter • 1/8" Spoke • 22° Dish P/N 4161521FGK
 No Control Knob, Includes Black Center Cap
 • 13.5" Diameter • 1/8" Spoke • 22° Dish P/N 4161321FG
 • 15.5" Diameter • 1/8" Spoke • 10° Dish P/N 4161511FG
 • 15.5" Diameter • 1/8" Spoke • 22° Dish P/N 4161521FG



- EURO SPORT** • w/Finger Grips and Control Knob • 3/4" Tapered Shaft, includes S.S. Center Cap
 • 13.5" Diameter • 1/8" Spoke • 22° Dish - P/N 4261321FGK
 • 15.5" Diameter • 1/8" Spoke • 22° Dish - P/N 4261521FGK
 No Control Knob, Includes Black Center Cap
 • 13.5" Diameter • 1/8" Spoke • 22° Dish - P/N 4261321FG
 • 15.5" Diameter • 1/8" Spoke • 22° Dish - P/N 4261521FG

Orion

Model 430



- ORION** • w/Finger Grips and Control Knob w/Glass Ball Bearings • Highly Polished Stainless Steel Wheel • 3/4" Tapered Shaft • Available with S.S. or Black Center Cap
 • 13.5" Diameter - P/N 4361321FGK
 • 15.5" Diameter - P/N 4361521FGK
 No Control Knob
 • 13.5" Diameter - P/N 4361321FG
 • 15.5" Diameter - P/N 4361521FG

SAILBOAT & YACHT WHEELS

Sailboat



SAILBOAT • 6 Spoke • Standard Polished Rim • Hub Size 2-1/4" Diameter, 1" Straight, 2-1/8" Long • Spacers available for 2-1/4" and 2-3/8" length requirement

- 20" Diameter • 3/8" Spoke • Flat Dish P/N 5322090
- 22" Diameter • 3/8" Spoke • Flat Dish P/N 5322290
- 24" Diameter • 3/8" Spoke • Flat Dish P/N 5322490
- 26" Diameter • 1/2" Spoke • Flat Dish P/N 5332690
- 28" Diameter • 1/2" Spoke • Flat Dish P/N 5332890
- 30" Diameter • 1/2" Spoke • Flat Dish P/N 5333090
- 32" Diameter • 1/2" Spoke • Flat Dish P/N 5333290
- 36" Diameter • 1/2" Spoke • Flat Dish P/N 5333690

Yacht

High Polished, Cast 316 Stainless Steel • Originally Designed for Viking Yachts • A Great Wheel for Sport Fishing Boats with Outside or Fly Bridge Controls.



YACHT WHEEL

- 1" Shaft: 13.5" Dia P/N 51300
- 3/4" Teleflex Tapered Shaft: 15.5" Dia P/N 50002 13.5" Dia P/N 51302
- 3/4" Hynautic Tapered Shaft: 15.5" Dia P/N 50006 13.5" Dia P/N 51306

YACHT WHEEL w/Control Knob

- 1" Shaft: 15.5" Dia P/N 50001 13.5" Dia P/N 51301
- 3/4" Teleflex Tapered Shaft: 15.5" Dia P/N 50003
- 1" Flush Mount Shaft: 15.5" Dia P/N 50005
- 3/4" Hynautic Tapered Shaft: 15.5" Dia P/N 50007



YACHT WHEEL

- 1" Flush Mount Shaft w/Bolt: 15.5" Dia P/N 50004 13.5" Dia P/N 51304

74' Viking Convertable Featuring Ongaro Wheel and Arms



Center Nuts and Center Caps



Faux Center Nuts

316 Stainless Steel, includes 5/8" and 1/2" (M12) Base: P/N CAP0303
 Chrome ABS Plastic, includes 5/8" and 1/2" (M12) Base: P/N CAP0304

Stainless Steel Center Nuts for Evolution and Vision Wheels

- 1/2" Nut for Most Manual Steering: P/N 712NUT
- 5/8" Nut for Most Hydraulic Steering: P/N 758NUT
- 12mm Nut for UFLEX Steering Systems: P/N 702NUT

Engraved Center Nuts

Builder logo engraved on stainless steel nuts



Center Caps

- Stainless Steel Cap (for 150 & 170 Series): P/N CAPSLG
- Stainless Steel Cap (for 310 & 410 Series): P/N CAPSSM
- Black Plastic Cap (for 150 & 170 Series): P/N CAP2L
- Black Plastic Cap (for 310 & 410 Series): P/N CAP2S
- Snap-in Chrome Cap P/N CAP0100



Engraved Center Caps Builder logo engraved on stainless steel caps

Stainless Steel Center Nuts for Evo/Evo Pro Wheels

- 1/2" Nut w/Black O-Ring: P/N 100415
- 5/8" Nut w/Black O-Ring: P/N 100417
- 12mm Nut w/Black O-Ring: P/N 100418



Nut Driver for Cast Nuts
 P/N 700ND



Black Plastic Nut Cover
 w/S.S. Band (EVO/EVO Pro)
 P/N 100416



Poly Pro Wheels

Delta and Huron

Economical Poly Pro Wheels are available with hard plastic or soft touch vinyl grip and fits a 3/4" tapered shaft. Custom colors available; minimum order quantities apply. Contact us for details.



Delta - P/N KP088101 (Hard Grip)



Huron - P/N KP118101 (Soft Grip)
 P/N KP108101 (Hard Grip)

POLYURETHANE WHEELS *by Stella*[™]

TORCELLO

The 14" polyurethane Torcello wheels allow you to select your level of decoration to match your boat's décor and budget. Additional configurations are possible, including an optional spline hub. Contact us to discuss your customization needs.

Torcello 05 Series • Our most customizable, decorative polyurethane wheel

Features: 14" black polyurethane, choice of spoke color (black, brushed or polished), choice of spoke trim (chrome or none), choice of cap (chromed scallop or black plastic), choice of wheel sectors (burl, silver, carbon black) and 3/4" tapered hub.



14" black polyurethane, black spoke, chrome spoke trim, standard chrome rim trim, burl wheel sectors, chromed scallop cap and 3/4" tapered hub.
• P/N PU051111-12

Torcello 04 Series

Features: 14" black polyurethane, choice of spoke color (black, brushed or polished), choice of spoke trim (chrome or none), choice of cap (chromed scallop or black plastic) and 3/4" tapered hub.



14" black polyurethane, black spoke, chrome spoke trim, standard chrome rim trim, chromed scallop cap and 3/4" tapered hub.
• P/N PU041141-12

14" black polyurethane, black spoke, no spoke trim, standard chrome rim trim, chromed scallop cap and 3/4" tapered hub.
• P/N PU041141-02

14" black polyurethane, brushed spoke, chrome spoke trim, standard chrome rim trim, chromed scallop cap and 3/4" tapered hub.
• P/N PU043141-12



14" black polyurethane, polished spoke, chrome spoke trim, standard chrome rim trim, chromed scallop cap and 3/4" tapered hub.
• P/N PU045141-12

Torcello 03 Series

Features: 14" black polyurethane, choice of spoke color (black, brushed or polished), choice of spoke trim (chrome or none), choice of cap (chromed scallop or black plastic) and 3/4" tapered hub.



14" black polyurethane, polished spoke, no spoke trim, black plastic cap and 3/4" tapered hub.
• P/N PU035101-01

14" black polyurethane, black spoke, chrome spoke trim, chromed scallop cap and 3/4" tapered hub.
• P/N PU031101-12

14" black polyurethane, black spoke, no spoke trim, chromed scallop cap and 3/4" tapered hub.
• P/N PU031101-02

14" black polyurethane, brushed spoke, no spoke trim, black plastic cap and 3/4" tapered hub.
• P/N PU033101-01



Folletto

All Folletto Wheels are 14" diameter and include 3/4" tapered hub (1.75" length) and plastic center cap. 1.5" Hub extension available. Additional configurations are possible, including an optional spline hub. Contact us to discuss your customization needs.



P/N PU023131
Black polyurethane with brushed spoke, silver inserts and socket head cap screws



P/N PU025101
Black polyurethane with polished spoke and socket head cap screws. Shown with optional chromed scallop cap.



P/N PU021111
Black polyurethane with black spoke, burl inserts and socket head cap screws

P/N PU021101
Black polyurethane with black spoke and socket head cap screws



Fantasy

All Fantasy Wheels are 13.5" diameter and include a 3/4" tapered hub (1.75" length) and plastic center cap. 1.5" Hub extension available. Additional configurations are possible, including an optional spline hub. Contact us to discuss your customization needs.



P/N PU013101
All black polyurethane with brushed spoke and socket head cap screws



P/N PU013131
Black polyurethane with brushed spoke, silver inserts and socket head cap screws



P/N PU013211
Beige polyurethane with brushed spoke, burl inserts and socket head cap screws



P/N PU011121
Black polyurethane with black spoke, carbon inserts and socket head cap screws

Stella Wheel Accessories

Spokes

- Brushed/Silver Anodize
- High Polish
- Black Anodize



Black PU



Beige PU



Optional Screw Covers and Trim Caps

- Carbon Black
- Burl
- Silver



Chromed Scallop Cap



Wheel Sectors

- Carbon Black
- Burl
- Silver



TRUMPET HORNS

All Stainless and Standard

All Stainless Steel Horns: 304 Stainless Steel inside & out including sealed sound unit • **Waterproof w/ drain hole** • No rust guaranteed for 5 years. US Patent # 6,349,142 • All meet ABYC A-23 for boats up to 12 meters • P/N 10012, 10028, 12428 meet ABYC A-23 for boats up to 20 meters • Pre-wired • Much louder than competitive models

Standard Horns: 304 Stainless Steel Housing, Diaphragm and Mounting Brackets • Meets ABYC A-23 for boats up to 12 meters • Pre-wired • Much louder than competitive models • Anti-rust warranty applies to S.S. components ONLY

Deluxe All Stainless Steel Single Trumpet


16-1/2"L x 4"W x 4-3/4"H. (42 x 10 x 11.5 cm)
Max. Amp Draw: 12V 4A, 24V 2A • Rating: 120 db @ 1 M • FF: 388 Hz ± 20

- 12V w/Drain Hole - P/N 10027
- 24V w/Drain Hole - P/N 12427

Single Standard Trumpet

16-1/2"L x 4"W x 4-1/2"H. (42 x 10 x 11.5 cm)
Max. Amp Draw: 4 Amps • Rating: 120 db @ 1 Meter • FF: 388 Hz ± 20

- 12V w/Drain Hole - P/N 10025



Drain Hole

Deluxe All Stainless Steel Dual Trumpet

18-1/2"L x 8"W x 5"H. (47 x 20.5 x 12.5 cm)
Max Amp Draw: 12V 8A, 24V 4A • Rating: 125 db @ 1 M • FF: 321 Hz ± 20

- 12V w/Drain Hole - P/N 10028
- 24V w/Drain Hole - P/N 12428

Dual Standard Trumpet

18-1/2"L x 8"W x 5"H. (47 x 20.5 x 12.5 cm)
Max Amp Draw: 8 Amps • Rating: 125 db @ 1 Meter • FF: 321 Hz ± 20
Meets ABYC A-23 for boats up to 20 meters

- 12V w/Drain Hole - P/N 10026



Deluxe All Stainless Steel Shorty Single Trumpet

13-1/2"L x 3-1/2"W x 4"H. (35.5 x 9 x 10 cm)
Max. Amp Draw: 4 Amps • Rating: 114 db @ 1 Meter • FF: 410 Hz ± 20

- 12V w/Drain Hole - P/N 10009

Deluxe Stainless Steel Shorty Dual Trumpet

16"L x 7-1/2"W x 4"H. (40.5 x 19 x 10 cm)
Max. Amp Draw: 7 Amps • Rating: 120 db @ 1 Meter • FF: 351 Hz ± 20

- 12V w/Drain Hole - P/N 10012



Stainless Steel Bug Deflector - P/N 10037

Fits all Onagaro trumpet horns except P/N 10009 and 10012

MINI HORNS

All Stainless and Standard



All Stainless Steel Mini Compact Twin

3"L x 8"W x 1-3/4"H. (7.5 x 8 x 4.5 cm)
Max Amp Draw: 6 Amps • Rating: 112 db @ 1 Meter • FF: 403 Hz ± 20
• 12V - P/N 10002

Standard Mini Compact Twin

3"L x 3-1/4"W x 1-3/4"H. (7.5 x 8 x 4.5 cm)
Max Amp Draw: 6 Amps • Rating: 112 db @ 1 Meter • FF: 403 Hz ± 20
• 12V - P/N 10001

All Stainless Steel Mini Compact Single

3"L x 3-1/4"W x 1-3/4"H. (7.5 x 8 x 4.5 cm)
Max Amp Draw: 3 Amps • Rating: 105 db @ 1 Meter • FF: 321 Hz ± 20
• 12V - P/N 10036

Standard Mini Compact Single

3"L x 3-1/4"W x 1-3/4"H. (7.5 x 8 x 4.5 cm)
Max Amp Draw: 3 Amps • Rating: 105 db @ 1 Meter • FF: 410 Hz ± 20
• 12V - P/N 10035



All Stainless Steel Mini Drop-In Dual • 12 Volt High & Low Pitch

High Pitch & Low Pitch: 3"L x 3-1/4"W x 1-3/4"H. (7.5 x 8 x 4.5 cm)
Grill Dimension: 4-7/8" x 2-3/8" with 4" hole centers • Max Amp Draw: 6 Amps
Rating: 114 db @ 1 Meter Installed • FF: 410 Hz ± 20
• 12V - P/N 10055

All Stainless Steel Mini Drop-In Single • 12 Volt High & Low Pitch

3"L x 3-1/4"W x 1-3/4"H. (7.5 x 8 x 4.5 cm) • Grill Dimension: 4-7/8" x 2-3/8" with 4" hole centers • Max Amp Draw: 3 Amps • Rating: 106 db @ 1 Meter Installed • FF: 410 Hz ± 20
• Low pitch - P/N 10050 • High pitch - P/N 10051



All Stainless Steel Mini Hidden Compact Single

3"L x 3-1/4"W x 1-3/4"H. (7.5 x 8 x 4.5 cm)
Max Amp Draw: 3 Amps • Rating: 105 db @ 1 Meter • FF: 410 Hz ± 20
• 12V - P/N 11032

Standard Mini Hidden Compact Single

3"L x 3-1/4"W x 1-3/4"H. (7.5 x 8 x 4.5 cm)
Max Amp Draw: 3 Amps • Rating: 105 db @ 1 Meter • FF: 410 Hz ± 20
• 12V - P/N 11031

Horn Button, Momentary, Red

Fits most Dashboards • Rated up to 15 Amps
P/N 10000



WINDSHIELD WIPER MOTORS, BLADES & ARMS

Motors, Controller, Washer Tank



Heavy Duty Motor - Torque 11.5 N·m [8.5 ft·lb]

Black Powder Coated Housing • 304 SS Mtg. Hardware • 316 SS Shaft • Chrome Plated Brass Shaft Housing • Adj. Sweep 40 - 100 Degree • Adj. Park Position Right or Left • 2 Speeds • Will Power up to a 24" Arm & 24" Blade • Limited 3 Year Warranty

1.5" Shaft: P/N 31991 - 12 Volt P/N 31992 - 24 Volt

2.5" Shaft: P/N 30991 - 12 Volt P/N 30992 - 24 Volt

3.5" Shaft: P/N 32991 - 12 Volt P/N 33892 - 24 Volt

Heavy Duty Waterproof Wiper Motor - Torque 15 N·m [11 ft·lb]

316 Stainless Steel Shaft • Rigid Aluminum Housing • Adj Sweep 40-100 Degree • Adjustable Park Position Right or Left • 2 Speeds • Will Power Up To 24" Arm & 24" Blade • Limited 3 Year Warranty

1.5" Shaft: P/N 33611 - 15 N·m, 12 Volt P/N 33612 - 15 N·m, 24 Volt

2.5" Shaft: P/N 33621 - 15 N·m, 12 Volt P/N 33622 - 15 N·m, 24 Volt

3.5" Shaft: P/N 33631 - 15 N·m, 12 Volt P/N 33632 - 15 N·m, 24 Volt



Standard Motor - Non-Waterproof Black

Powder Coated Aluminum Cover • 304 SS Mounting Plate, Shaft and Hardware. Adjustable Sweep Angle 90° or 110° • Adjustable Park Position Right or Left • Will Power Up To 14" Arm & 14" Blade • 12 Volt • Limited 3 year warranty.

P/N 31001 - 12 Volt

Standard Motor - Waterproof White

Powder Coated Aluminum Cover • 304 SS Mounting Plate, Shaft and Hardware. Adjustable Sweep Angle 90° or 110° • Adjustable Park Position Right or Left • Will Power Up To 14" Arm & 14" Blade • 12 Volt • Pre-wired • Limited 3 year warranty.

P/N 33001 - 12 Volt



Wiper Control System w/Switch

For 1 to 3 Motors, 12 - 24V, Max 5A/Motor • Fits Ongaro Motors • Rocker Switch Included With 3 Motors connected it runs: Helm seat motor or all motors • Synchronized sweep • Interval • Slow speed • Fast speed • Washing system

P/N 32010 - 12V

P/N 32011 - 24V

Windshield Washer Kit

Polypropylene tank with motor, pump, tubing and fittings to attach to wiper arm (sold separately). Available in 12 or 24 Volt

Tank and Pump: P/N 31130 - 12 Volt P/N 31131 - 24 Volt

Hose and connectors, Fits Deluxe Arms: P/N 31157

Hose and connectors, Fits Yacht Arms: P/N 31158



Blades & Arms, Wiper Switch



Standard Wiper Motor Kits

Powder Coated Aluminum Cover • 304 SS Mtg. Plate, Shaft & Mounting Hardware • 90 or 110° Adj. Sweep • Will Power up to a 14" Arm & Blade • Limited 3 Year Warranty

Std Motor Kit w/11"-14" Arm & 11" Blade: P/N 31011

Std Motor Kit w/11"-14" Arm & 14" Blade: P/N 31014

Std Waterproof Motor Kit, 12V, 2.5" Shaft, Adjustable Arm & 11" Blade: P/N 33002

Std Waterproof Motor Kit, 12V, 2.5" Shaft, Adjustable Arm & 14" Blade: P/N 33003

Replacement Arm for Standard Motor • 11"-14" • 3/8" Shaft: P/N 33680

Deluxe Blades

Powder Coated • Natural Rubber Blade • Replaceable Blade Inserts

• Packed w/2 Adapters to fit with Ongaro Deluxe Arms and most competitive arms.

11" P/N 33011 12" P/N 33012 14" P/N 33014 16" P/N 33016

18" P/N 33018 20" P/N 33020 22" P/N 33022 24" P/N 33024



Deluxe Arms

Black Powder Coated Stainless Steel • HD Stainless Steel Spring • Easy to Install • Replaces most Competitive Arms • 5/8" Shaft

Adjustable Arm • 12"-18": P/N 33640

Adjustable Arm • 19"-24": P/N 33641

Adj J-Hook, Adj Tip • 12"-18": P/N 33660

Adj J-Hook, Adj Tip • 19"-24": P/N 33661

Adjustable J-Hook • 12"-18": P/N 33650

Adjustable J-Hook • 19"-24": P/N 33651

Parallel Arm • 12"-18": P/N 33670

Parallel Arm • 19"-24": P/N 33671

Heavy Duty Yacht Arms for Heavy Duty Motors

Stainless Steel • Tubing and Spray Nozzles Sold Separately

• Fits only Heavy Duty Yacht Motor

25"-35" Electro Polished: P/N 36335

25"-35" Black Powder Coated: P/N 38335



Heavy Duty Yacht Blades for Heavy Duty Yacht Motors

Stainless Steel • Black Powder Coated

HD Blade • 28": P/N 30828 HD Blade • 34": P/N 30834

HD Blade • 30": P/N 30830 HD Blade • 35": P/N 30835

HD Blade • 32": P/N 30832 HD Blade • 38": P/N 30838

HD Blade • 33": P/N 30833 HD Blade • 40": P/N 30840



Heavy Duty Rocker Switch

2-Speed works with Ongaro and other Competitive Wiper Motors (3 Position Switch)

P/N 40400



ACCESSORIES

We are ready to help with the design of custom products tailored to your boat's styling. Steering Wheels, Bezels, Accent Pieces and Accessories are just a few of the items we can develop to coordinate your boats' appearance and set them apart from the competition. Contact us at 1-866-724-6488 or e-mail: sales@schmittsteering.com

Control Arms & Knobs

316 Cast Stainless Shaft • Standard Arms fit Morse Twin SR • CH 5600 Controls Yacht Arm fits most Single Lever Side Mount Controls • 1-1/2" Throttle and Shift Knobs Fit Morse MY-3, MV-2, Twin and Single Controls with 3/8"-24 Threads • 1-7/8" Throttle and Shift Control Knobs Fit Hynautic D-Dec/Sturdy Controls • Throttle Knobs are colored for Sight and Grooved for Feel • Meets ABYC Specifications • US Patent # 5,878,628




Control/Shift Arm Sets (housing unit not included)
 Set of 2 w/Red Throttle Knob: P/N 50050
 Set of 2 w/Gold Throttle Knob: P/N 50055

Control Knobs

Knob, Throttle • Gold 1-1/2" Dia, 3/8"-24 Thread: P/N 50025
Knob, Shift • 1-1/2" Dia, 3/8"-24 Thread: P/N 50030
Knob, Throttle • Red 1-1/2" Dia., 3/8"-24 Thread: P/N 50020



Knob, Throttle • Gold, 1-7/8" Dia, 3/8"-24 Thread: P/N 50048
Knob, Shift • 1-7/8" Dia, 3/8"-24 Thread: P/N 50040
Knob, Throttle • Red, 1-7/8" Dia, 3/8"-24 Thread: P/N 50044



Arms

Arm, Standard • Fits Teleflex Morse Twin SR and CH56CC Controls: P/N 50010
Arm, Yacht • Fits most Single Lever Side Mount Controls: P/N 50015
Lever, Yacht Arm with Bow Thruster Button P/N 50016

Bezels



Bezel

Chrome Plated • ABS
 2" P/N BEZ0200
 3" P/N BEZ0300
 5" P/N BEZ0500

Drink Holders, Stainless Steel



Drink Holder w/Drain & Plug (Aftermarket Pack)
 Width: 4.25" including a 3/8" flange • Height: 3.5" Fits: 3.5" hole: P/N 60002



Drink Holder w/Flange Gasket (Aftermarket Pack)
 Width: 3.5" including a 1/4" flange • Height: 2.75" Fits: 3" hole: P/N 60012

Grab Rails

Designed to last, our cast stainless steel grab rail will add beauty and utility to your boat at a price point as attractive as the grab rails themselves. We will work with boat builders to custom color match for your interiors. (Minimum order quantities may apply.)

Grab Rail, Black

• Cast Stainless Steel with engineered Santoprene™ grip insert • Firm, safe, comfortable grasp
 • 9" length • Under mounted with 1/4"-20 studs (studs not included): P/N GRB0101



Stainless Steel Care

- Little enhances the appearance of a boat like gleaming, mirror-like parts and fittings. All marine metals, even the superior stainless steel grade used in Schmitt & Ongaro wheels and horns, require periodic maintenance to prevent corrosion, extend their life and preserve their lustrous shine.
- Stainless steel has an invisible, protective or passive layer of chromium oxide. In a marine environment, pollutants, contaminants and scale can pit this protective film, leading to potential deterioration. Keeping this coating clean will preserve the like-new gleam and lengthen the item's life.
- Maintaining the finish on a Schmitt & Ongaro wheel or horn is simple. Owners should regularly clean the stainless steel with mild, biodegradable soap and water. Once dry, boat or car wax can be applied to remove stains, enhance the item's shine and add a layer of protection. If rust is noticed, even from contact with a non-stainless part, a household metal cleaner should be used.
- Owners should avoid using abrasives such as steel wool or powdered kitchen cleansers. Bleach, mineral acids and even some common boat cleaners can also be harmful to the stainless finish. When in doubt, boaters should stick with the basics.
- More information is available at www.schmittongaromarine.com

SCHMITT & ONGARO

MARINE PRODUCTS

Schmitt & Ongaro Marine Products
1001 Ranck Mill Road - Lancaster, PA 17602 U.S.A.
Phone: 1.717.431.2316 Fax: 1.717.431.2319
Toll Free Phone: (866) 724.6488 Fax: (866) 329.7679

Email: sales@schmittsteering.com
schmittongaromarine.com

Follow us

